

Harvest Hill

MAIDENHEAD, BERKSHIRE

A picturesque collection of 1 & 2 bedroom apartments and 3, 4 & 5 bedroom homes settled on the edge of Maidenhead, Berkshire.


Taylor
Wimpey

Contents

→ Welcome to Harvest Hill



→ Personalise your home



→ Included as standard



→ Our homes



→ Ways to buy



→ Take your next step



Welcome to Harvest Hill

Situated on the southern edge of the market town of Maidenhead, Harvest Hill is located in the heart of Berkshire.

The development brings a wide selection of contemporary homes to the area, designed to suit a variety of needs. It's also adorned with beautifully landscaped areas and footpaths, and an abundance of green infrastructure and public open space.



[→ View the site plan](#)

A perfect blend of rural and urban living

An ideal place to call home, Harvest Hill is perfectly placed to offer the best of both worlds. Offering a wealth of green spaces on your doorstep and further beyond, you can enjoy idyllic living while staying within easy reach of the nearby towns & cities.

Families can put down roots with confidence, with plenty of primary and secondary schooling options available nearby. The development is also complemented by children's play areas.

Maidenhead is home to a strong selection of local amenities, from schools to shops, restaurants, pubs, leisure centres and more. You can enjoy a delicious meal at world-renowned restaurant, The Fat Duck or gastropub Hinds Head, both just a 25-minute walk away.

Commuters can take advantage of its connections with Maidenhead train station a 3-minute drive or 20-minute walk away, reaching London Paddington in 20-minutes, whilst also being on the Elizabeth Line into Central London and beyond. The M4 and A329M are only 2-minute drive away offering great road links.

Taplow Lake



The Boathouse at Boulters Lock



Coppa Club



[Watch development video](#)



Personalise your home

A new Taylor Wimpey home is a blank canvas, ready for you to put your stamp on even before you move in. You can choose from a range of high quality options for your kitchen, bedroom and bathroom to suit your taste – and all from the comfort of your sofa. We offer dark and light kitchen units and patterned or plain tiles for your bathroom, so whatever your preferred style we've got you covered.

Using our innovative Options Online tool, you can visualise your new home room-by-room and customise each as you go. You can also choose your options with the help of your Sales Executive if you'd prefer.

Our customers have created some fantastic spaces in their homes and you can get inspiration from their choices by following us on Instagram. You can also check out a host of interior design tips on our website.

[→ Find out more](#)



Options availability is subject to build stage of plots and options won't be available if plots have reached a certain build stage. Please contact the Sales Executive for further information.

Included as standard

From the external features to the finishing touches, every detail of our homes is designed with our customers in mind.

While you'll have the choice to upgrade some of our standard offerings, all of our houses are fitted with a range of high quality features at no extra cost to you.

You'll find a complete list of all items that come as standard in your house below.



Kitchens

All of our kitchens are fitted with beautiful units and worktops and you can choose your preferred style and colour to create your perfect cooking and entertaining space.

A range of accessories including stylish splashbacks, a stainless steel sink and Zeno Taps, and lighting give your kitchen a clean, contemporary finish. You'll get a modern, energy efficient AEG oven with built-in gas hob and integrated hood.

Utility rooms[†]

Units will be fitted to match your chosen kitchen style, complete with a stainless steel sink and Zeno Taps. If your home has a toilet in the utility room, we'll fit a contemporary white basin and toilet for a sleek finish.



Bathrooms, en suites[†] and shower rooms[†]

Modern white sanitaryware, including toilet, basin and bath with chrome Ideal Standard taps give your main bathroom a clean look. The same sanitaryware is fitted in en suites and shower rooms which also benefit from an Aqualisa shower and glass enclosure.

For a distinct look, we offer a varied range of half height Porcelanosa ceramic wall tiles for you to choose from to make your bathroom and en suite stand out from the crowd.

Garden[†]

The outside of your home is just as carefully considered as the inside. You'll get a fully turfed and landscaped front garden – including plants. The back garden includes a slabbed area and your privacy is protected by a garden fence.



All of the specification listed is included in our houses as standard. For the specification included in our apartments, please see the separate apartment specification list. Standard specifications are correct at time of going to print, but are subject to change without notice. Please contact the Sales Executive for further information. † = Where applicable.

Specification of our houses

Kitchens	
Integrated kitchen with a selection of doors	✓
Laminate worktop and upstand	✓
Ascona 1.5 bowl stainless steel sink with mixer tap	✓
AEG Single/Double stainless steel oven (house-type specific)	✓
Stainless steel chimney extractor hood	✓
AEG 4 burner gas hob (house-type specific)	✓
AEG 5 burner gas hob (house-type specific)	✓
Glass splashback behind hob	✓
AEG integrated fridge/freezer	✓
AEG integrated dishwasher	✓
AEG integrated washing machine	✓
AEG integrated washer/dryer to apartments and FOGs	✓
Bathrooms, en suites, utility and cloakrooms	
Roca Gap white bath	✓
Ideal Standard taps	✓
Cloakroom – Porcelanosa half-height tiling to all walls	✓
Bathroom – Porcelanosa full-height tiling to bath and half-height tiling to all other walls	✓
Bathroom – Thermostatic shower and screen	✓
En suite/s - Porcelanosa full-height tiling to shower enclosure and half height tiling to all other walls	✓
Chrome Heated Towel Radiators to Bathroom and En suite/s	
Central heating/hot water system	
Fully programmable gas central heating providing hot water	✓
White thermostatic controlled radiators	✓
Mains pressure hot water system providing plumbing free roof space	✓
Cavity wall insulation	✓
Loft insulation in line with building regulations	✓
Electrical features	
Power points in line with NHBC requirements	✓
TV socket to living room and bedroom one (if indicated on service layout)	✓
Master telephone socket to living room	✓
CAT 6 Data Cabling	✓
One double socket in kitchen to incorporate USB charging points	✓
Light and power socket to detached garages within curtilage area (site layout dictates)	✓
Downlighters to kitchen and wet rooms	✓

✓ = Standard features * = Options, upgrades and colour choices are available subject to stage of construction † = Where applicable

All of the specification listed is included in our houses as standard. For the specification included in our apartments, please see the separate apartment specification list. Recent changes in building regulations may affect the energy performance calculation on some new build homes. This means that the addition of a shower over a bath as an upgrade may no longer be available on selected homes. Please speak to our Sales Executive to find out more. Standard specifications are correct at time of going to print, but are subject to change without notice. Please contact the Sales Executive for further information.

Specification of our houses

Finishing touches

Flat white finish to ceilings	✓
White emulsion to walls	✓
White paint to woodwork	✓
White five panel doors with chrome ironmongery	✓
Half-height tiling to walls around bath area (only in all main bathrooms)	✓

External features

Smooth finish buff concrete slabs to pathways and patios as per works drawing	✓
Polished chrome door numerals	✓
Outside front light	✓
Outside tap to rear of the property	✓
Doorbell	✓
Power and light to garage where the garage is in the curtilage of the property (Plot specific)	✓

Security and safety

Mains operated smoke detectors supplied in line with building regulations	✓
---	---

Gardens, paths and drives

Front & rear garden turfed (weather permitting) [†]	✓
1.8m fencing to rear garden	✓

NHBC 10-year warranty

NHBC 10-year Buildmark policy	✓
Taylor Wimpey warranty for 2 years from date of legal completion	✓

Optional Upgrades (Subject to Build Stage)

Upgrade kitchen options – please speak to your Sales Executive	✓
Induction hob	✓
Stone worktop	✓
Additional wall tiling to wet rooms	✓
Flooring throughout	✓
External Plug Socket	✓



[Find out more](#)

Our homes

→ 3 bedroom homes



→ 4 bedroom homes



→ 5 bedroom homes



→ 1 & 2 bedroom apartments



→ [View the site plan](#)



The Eynsford

3 BEDROOM HOME, TOTAL 972 sq. ft. / 90.5 sq. m.



GROUND FLOOR

Kitchen/Dining Area

5.84m × 3.71m 16'6" × 12'2"

Living Room

3.42m × 3.08m 11'3" × 10'1"



FIRST FLOOR

Bedroom 1

4.00m max. × 3.47m 13'2" max. × 11'5"

Bedroom 2

2.80m × 2.42m min. 9'6" × 9'2" min.

Bedroom 3

3.46m max. × 2.15m 11'4" max. × 7'11"



[Discover more about this home](#)



[View our current availability](#)

The floor plans depict a typical layout of this house type. For exact plot specification, details of external and internal finishes, dimensions and floor plan differences consult your Sales Executive. The sq ft/sq m stated is the net sales area described in the RICS Code of Measurement 6th Edition. It is the area of the building measured to the plaster finish of the perimeter walls at each floor level. The measurement includes internal walls, service boxings and voids over stairs. It excludes internal garages and areas with less than 1.5m headroom. All dimensions are + or - 50mm and floor plans are not shown to scale. The kitchen layout and furniture positions are for indicative purposes only. The computer generated image is for illustrative purposes only and it is from an imaginary viewpoint within an open space area. Its purpose is to give a feel for the development, not an accurate description of each property. The illustration shows a typical Taylor Wimpey home of this type, but there are, however, variances from site to site. External materials, finishes, landscaping and the position of garages (where provided) may vary throughout the development. Properties may also be built handed (mirror image). Images may include optional upgrades at an additional cost. Please ask for further details. Please speak to our Sales Executives regarding the tenure of our new homes. 59883 / December 2024.



The Tetford

3 BEDROOM HOME, TOTAL 1,021 sq. ft. / 95 sq. m.



GROUND FLOOR

Kitchen/Dining Area

4.89m x 3.23m 16'1" x 10'7"

Living Room

3.81m x 3.23m 12'6" x 10'7"



FIRST FLOOR

Bedroom 1

3.18m min. x 2.75m 10'5" min. x 9'0"

Bedroom 2

3.41m x 3.06m 11'2" x 10'1"

Bedroom 3

2.96m x 2.53m 9'9" x 8'4"

[→ Discover more about this development](#)

[→ View our current availability](#)

The floor plans depict a typical layout of this house type. For exact plot specification, details of external and internal finishes, dimensions and floor plan differences consult your Sales Executive. The sq ft/sq m stated is the net sales area described in the RICS Code of Measurement 6th Edition. It is the area of the building measured to the plaster finish of the perimeter walls at each floor level. The measurement includes internal walls, service boxings and voids over stairs. It excludes internal garages and areas with less than 1.5m headroom. All dimensions are + or - 50mm and floor plans are not shown to scale. The kitchen layout and furniture positions are for indicative purposes only. The computer generated image is for illustrative purposes only and it is from an imaginary viewpoint within an open space area. Its purpose is to give a feel for the development, not an accurate description of each property. The illustration shows a typical Taylor Wimpey home of this type, but there are, however, variances from site to site. External materials, finishes, landscaping and the position of garages (where provided) may vary throughout the development. Properties may also be built handed (mirror image). Images may include optional upgrades at an additional cost. Please ask for further details. Please speak to our Sales Executives regarding the tenure of our new homes. 59883 / December 2024.



The Owlton

3 BEDROOM HOME, TOTAL 1,225 sq. ft. / 114 sq. m.



GROUND FLOOR

Kitchen

4.76m x 2.51m 15'7" x 8'3"

Dining/Living Area

4.71m x 4.06m 15'6" x 13'4"

FIRST FLOOR

Bedroom 2

4.17m x 3.13m 15'6" x 10'4"

Bedroom 3

3.32m x 2.54m 10'11" x 8'4"

SECOND FLOOR

Bedroom 1

3.70m x 3.42m 12'2" x 11'3"

[→ Discover more about this home](#)

[→ View our current availability](#)

The floor plans depict a typical layout of this house type. For exact plot specification, details of external and internal finishes, dimensions and floor plan differences consult your Sales Executive. The sq ft/sq m stated is the net sales area described in the RICS Code of Measurement 6th Edition. It is the area of the building measured to the plaster finish of the perimeter walls at each floor level. The measurement includes internal walls, service boxings and voids over stairs. It excludes internal garages and areas with less than 1.5m headroom. All dimensions are + or - 50mm and floor plans are not shown to scale. The kitchen layout and furniture positions are for indicative purposes only. The computer generated image is for illustrative purposes only and it is from an imaginary viewpoint within an open space area. Its purpose is to give a feel for the development, not an accurate description of each property. The illustration shows a typical Taylor Wimpey home of this type, but there are, however, variances from site to site. External materials, finishes, landscaping and the position of garages (where provided) may vary throughout the development. Properties may also be built handed (mirror image). Images may include optional upgrades at an additional cost. Please ask for further details. Please speak to our Sales Executives regarding the tenure of our new homes. 59883 / December 2024.



The Densdale

3 BEDROOM HOME, TOTAL 1,390 sq. ft. / 129 sq. m.



GROUND FLOOR

Kitchen/Dining Area

4.96m x 3.28m 16'3" x 10'9"

Study

3.05m x 2.77m 10'10" x 9'11"



FIRST FLOOR

Living Room

4.96m x 3.36m 16'3" x 10'10"

Bedroom 3

4.96m x 3.06m 16'3" x 10'1"



SECOND FLOOR

Bedroom 1

4.53m x 3.43m 14'10" x 11'0"

Bedroom 2

4.53m x 3.09m 14'10" x 10'2"

[→ Discover more about this development](#)

[→ View our current availability](#)

The floor plans depict a typical layout of this house type. For exact plot specification, details of external and internal finishes, dimensions and floor plan differences consult your Sales Executive. The sq ft/sq m stated is the net sales area described in the RICS Code of Measurement 6th Edition. It is the area of the building measured to the plaster finish of the perimeter walls at each floor level. The measurement includes internal walls, service boxings and voids over stairs. It excludes internal garages and areas with less than 1.5m headroom. All dimensions are + or - 50mm and floor plans are not shown to scale. The kitchen layout and furniture positions are for indicative purposes only. The computer generated image is for illustrative purposes only and it is from an imaginary viewpoint within an open space area. Its purpose is to give a feel for the development, not an accurate description of each property. The illustration shows a typical Taylor Wimpey home of this type, but there are, however, variances from site to site. External materials, finishes, landscaping and the position of garages (where provided) may vary throughout the development. Properties may also be built handed (mirror image). Images may include optional upgrades at an additional cost. Please ask for further details. Please speak to our Sales Executives regarding the tenure of our new homes. 59883 / December 2024.



The Brilbury

3 BEDROOM HOME PLUS STUDY, TOTAL 1,405 sq. ft. / 130.5 sq. m.



GROUND FLOOR

Kitchen/Dining Area

4.94m x 3.37m min. 16'3" x 11'1" min.

Snug

3.07m x 2.69m 10'1" x 8'10"



FIRST FLOOR

Living Room

4.94m x 3.01m 16'3" x 9'11"

Bedroom 2

3.55m x 2.82m 11'8" x 9'3"



SECOND FLOOR

Bedroom 1 max.

3.10m x 2.86m 10'2" x 9'5"

Bedroom 3

3.35m x 2.55m 11'8" x 8'4"

Study

3.55m x 2.30m 11'8" x 7'7"

[→ Discover more about this development](#)

[→ View our current availability](#)

The floor plans depict a typical layout of this house type. For exact plot specification, details of external and internal finishes, dimensions and floor plan differences consult your Sales Executive. The sq ft/sq m stated is the net sales area described in the RICS Code of Measurement 6th Edition. It is the area of the building measured to the plaster finish of the perimeter walls at each floor level. The measurement includes internal walls, service boxings and voids over stairs. It excludes internal garages and areas with less than 1.5m headroom. All dimensions are + or - 50mm and floor plans are not shown to scale. The kitchen layout and furniture positions are for indicative purposes only. The computer generated image is for illustrative purposes only and it is from an imaginary viewpoint within an open space area. Its purpose is to give a feel for the development, not an accurate description of each property. The illustration shows a typical Taylor Wimpey home of this type, but there are, however, variances from site to site. External materials, finishes, landscaping and the position of garages (where provided) may vary throughout the development. Properties may also be built handed (mirror image). Images may include optional upgrades at an additional cost. Please ask for further details. Please speak to our Sales Executives regarding the tenure of our new homes. 59883 / December 2024.



The Colford

4 BEDROOM HOME, TOTAL 1,252 sq. ft. / 116.5 sq. m.



GROUND FLOOR

Kitchen/Dining Area max.

6.59m x 5.28m 21'8" x 17'3"

Living Room

4.32m x 3.42m 14'2" x 11'3"



FIRST FLOOR

Bedroom 1

3.34m x 3.04m 11'0" x 10'0"

Bedroom 2

3.19m x 3.00m 10'6" x 9'10"

Bedroom 3

3.49m x 2.15m 11'6" x 7'11"

Bedroom 4

3.15m x 2.36m 10'4" x 7'9"



[Discover more about this home](#)



[View our current availability](#)

The floor plans depict a typical layout of this house type. For exact plot specification, details of external and internal finishes, dimensions and floor plan differences consult your Sales Executive. The sq ft/sq m stated is the net sales area described in the RICS Code of Measurement 6th Edition. It is the area of the building measured to the plaster finish of the perimeter walls at each floor level. The measurement includes internal walls, service boxings and voids over stairs. It excludes internal garages and areas with less than 1.5m headroom. All dimensions are + or - 50mm and floor plans are not shown to scale. The kitchen layout and furniture positions are for indicative purposes only. The computer generated image is for illustrative purposes only and it is from an imaginary viewpoint within an open space area. Its purpose is to give a feel for the development, not an accurate description of each property. The illustration shows a typical Taylor Wimpey home of this type, but there are, however, variances from site to site. External materials, finishes, landscaping and the position of garages (where provided) may vary throughout the development. Properties may also be built handed (mirror image). Images may include optional upgrades at an additional cost. Please ask for further details. Please speak to our Sales Executives regarding the tenure of our new homes. 59883 / December 2024.



The Dunnerton

5 BEDROOM HOME, TOTAL 1,959 sq. ft. / 182 sq. m.



GROUND FLOOR

Kitchen	4.20m × 3.29m	13'10" × 10'10"
Dining Room	3.29m × 3.11m	10'10" × 10'2"
Living Room	4.91m × 3.27m	16'2" × 10'9"
Study	3.27m × 2.44m	10'9" × 8'0"

FIRST FLOOR

Bedroom 2	3.75m × 3.29m	12'5" × 10'10"
Bedroom 3	3.61m × 3.29m	11'10" × 10'10"
Bedroom 4	3.28m × 2.77m	10'9" × 9'1"
Bedroom 5	3.92m × 2.34m	12'11" × 7'8"

SECOND FLOOR

Bedroom 1 min.	4.60m × 4.89m	15'1" × 14'9"
-----------------------	---------------	---------------

[→ Discover more about this home](#)

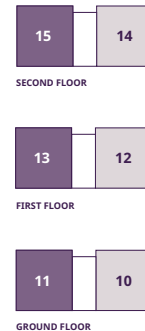
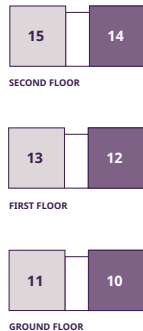
[→ View our current availability](#)

The floor plans depict a typical layout of this house type. For exact plot specification, details of external and internal finishes, dimensions and floor plan differences consult your Sales Executive. The sq ft/sq m stated is the net sales area described in the RICS Code of Measurement 6th Edition. It is the area of the building measured to the plaster finish of the perimeter walls at each floor level. The measurement includes internal walls, service boxings and voids over stairs. It excludes internal garages and areas with less than 1.5m headroom. All dimensions are + or - 50mm and floor plans are not shown to scale. The kitchen layout and furniture positions are for indicative purposes only. The computer generated image is for illustrative purposes only and it is from an imaginary viewpoint within an open space area. Its purpose is to give a feel for the development, not an accurate description of each property. The illustration shows a typical Taylor Wimpey home of this type, but there are, however, variances from site to site. External materials, finishes, landscaping and the position of garages (where provided) may vary throughout the development. Properties may also be built handed (mirror image). Images may include optional upgrades at an additional cost. Please ask for further details. Please speak to our Sales Executives regarding the tenure of our new homes. 59883 / December 2024.



Hill House

2 BEDROOM APARTMENTS



PLOTS 10, 12 & 14 Kitchen/Living/Dining Area

5.92m × 4.57m 19'5" × 15'0"

Bedroom 1

3.32m × 3.05m 10'11" × 10'0"

Bedroom 2 max.

4.57m × 2.80m 15'0" × 9'2"

Total Internal Area

757 sq. ft. / 70.3 sq. m.

PLOTS 11, 13 & 15 Kitchen/Living/Dining Area

5.92m × 4.57m 19'5" × 15'0"

Bedroom 1

3.32m × 3.05m 10'11" × 10'0"

Bedroom 2 max.

4.57m × 2.80m 15'0" × 9'2"

Total Internal Area

757 sq. ft. / 70.3 sq. m.

[→ Discover more about this development](#)

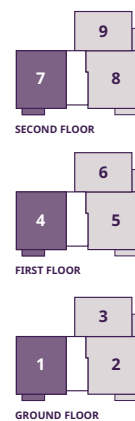
[→ View our current availability](#)

The floor plans depict a typical layout of this house type. For exact plot specification, details of external and internal finishes, dimensions and floor plan differences consult your Sales Executive. The sq ft/sq m stated is the net sales area described in the RICS Code of Measurement 6th Edition. It is the area of the building measured to the plaster finish of the perimeter walls at each floor level. The measurement includes internal walls, service boxings and voids over stairs. It excludes internal garages and areas with less than 1.5m headroom. All dimensions are + or - 50mm and floor plans are not shown to scale. The kitchen layout and furniture positions are for indicative purposes only. The computer generated image is for illustrative purposes only and it is from an imaginary viewpoint within an open space area. Its purpose is to give a feel for the development, not an accurate description of each property. The illustration shows a typical Taylor Wimpey home of this type, but there are, however, variances from site to site. External materials, finishes, landscaping and the position of garages (where provided) may vary throughout the development. Properties may also be built handed (mirror image). Images may include optional upgrades at an additional cost. Please ask for further details. Please speak to our Sales Executives regarding the tenure of our new homes. 59883 / December 2024.



Spring House

1 & 2 BEDROOM APARTMENTS



PLOTS 1, 4 & 7 Kitchen/Living/Dining Area

4.96m × 4.70m 16'4" × 15'5"

Bedroom 1

3.58m × 3.42m 11'9" × 11'3"

Bedroom 2

3.70m × 2.40m 12'2" × 7'10"

Total Internal Area

659 sq. ft. / 61 sq. m.

[→ Discover more about this development](#)

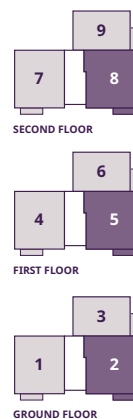
[→ View our current availability](#)

The floor plans depict a typical layout of this house type. For exact plot specification, details of external and internal finishes, dimensions and floor plan differences consult your Sales Executive. The sq ft/sq m stated is the net sales area described in the RICS Code of Measurement 6th Edition. It is the area of the building measured to the plaster finish of the perimeter walls at each floor level. The measurement includes internal walls, service boxings and voids over stairs. It excludes internal garages and areas with less than 1.5m headroom. All dimensions are + or - 50mm and floor plans are not shown to scale. The kitchen layout and furniture positions are for indicative purposes only. The computer generated image is for illustrative purposes only and it is from an imaginary viewpoint within an open space area. Its purpose is to give a feel for the development, not an accurate description of each property. The illustration shows a typical Taylor Wimpey home of this type, but there are, however, variances from site to site. External materials, finishes, landscaping and the position of garages (where provided) may vary throughout the development. Properties may also be built handed (mirror image). Images may include optional upgrades at an additional cost. Please ask for further details. Please speak to our Sales Executives regarding the tenure of our new homes. 59883 / December 2024.



Spring House

1 & 2 BEDROOM APARTMENTS



PLOTS 2, 5 & 8

Kitchen/Living/Dining Area

5.24m x 4.94m 17'2" x 16'3"

Bedroom 1

3.39m x 3.01m 11'2" x 9'11"

Bedroom 2

3.90m x 2.64m 12'10" x 8'8"

Total Internal Area

753 sq. ft. / 69 sq. m.

[→ Discover more about this development](#)

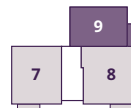
[→ View our current availability](#)

The floor plans depict a typical layout of this house type. For exact plot specification, details of external and internal finishes, dimensions and floor plan differences consult your Sales Executive. The sq ft/sq m stated is the net sales area described in the RICS Code of Measurement 6th Edition. It is the area of the building measured to the plaster finish of the perimeter walls at each floor level. The measurement includes internal walls, service boxings and voids over stairs. It excludes internal garages and areas with less than 1.5m headroom. All dimensions are + or - 50mm and floor plans are not shown to scale. The kitchen layout and furniture positions are for indicative purposes only. The computer generated image is for illustrative purposes only and it is from an imaginary viewpoint within an open space area. Its purpose is to give a feel for the development, not an accurate description of each property. The illustration shows a typical Taylor Wimpey home of this type, but there are, however, variances from site to site. External materials, finishes, landscaping and the position of garages (where provided) may vary throughout the development. Properties may also be built handed (mirror image). Images may include optional upgrades at an additional cost. Please ask for further details. Please speak to our Sales Executives regarding the tenure of our new homes. 59883 / December 2024.

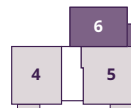


Spring House

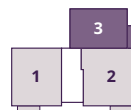
1 & 2 BEDROOM APARTMENTS



SECOND FLOOR



FIRST FLOOR



GROUND FLOOR

PLOTS 3, 6 & 9

Kitchen/Living/Dining Area

5.95m × 4.26m 19'5" × 14'0"

Bedroom 1

3.65m × 2.85m 12'0" × 9'4"

Total Internal Area

545 sq. ft. / 50 sq. m.

[→ Discover more about this development](#)

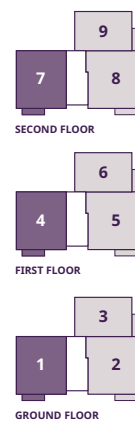
[→ View our current availability](#)

The floor plans depict a typical layout of this house type. For exact plot specification, details of external and internal finishes, dimensions and floor plan differences consult your Sales Executive. The sq ft/sq m stated is the net sales area described in the RICS Code of Measurement 6th Edition. It is the area of the building measured to the plaster finish of the perimeter walls at each floor level. The measurement includes internal walls, service boxings and voids over stairs. It excludes internal garages and areas with less than 1.5m headroom. All dimensions are + or - 50mm and floor plans are not shown to scale. The kitchen layout and furniture positions are for indicative purposes only. The computer generated image is for illustrative purposes only and it is from an imaginary viewpoint within an open space area. Its purpose is to give a feel for the development, not an accurate description of each property. The illustration shows a typical Taylor Wimpey home of this type, but there are, however, variances from site to site. External materials, finishes, landscaping and the position of garages (where provided) may vary throughout the development. Properties may also be built handed (mirror image). Images may include optional upgrades at an additional cost. Please ask for further details. Please speak to our Sales Executives regarding the tenure of our new homes. 59883 / December 2024.



Kimber House

1 & 2 BEDROOM APARTMENTS



PLOTS 1, 4 & 7 Kitchen/Living/Dining Area

4.96m × 4.70m 16'4" × 15'5"

Bedroom 1
3.58m × 3.42m 11'9" × 11'3"

Bedroom 2
3.70m × 2.40m 12'2" × 7'10"

Total Internal Area
659 sq. ft. / 61 sq. m.

[→ Discover more about this development](#)

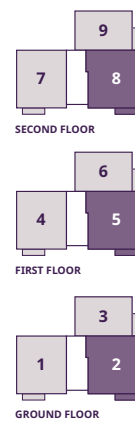
[→ View our current availability](#)

The floor plans depict a typical layout of this house type. For exact plot specification, details of external and internal finishes, dimensions and floor plan differences consult your Sales Executive. The sq ft/sq m stated is the net sales area described in the RICS Code of Measurement 6th Edition. It is the area of the building measured to the plaster finish of the perimeter walls at each floor level. The measurement includes internal walls, service boxings and voids over stairs. It excludes internal garages and areas with less than 1.5m headroom. All dimensions are + or - 50mm and floor plans are not shown to scale. The kitchen layout and furniture positions are for indicative purposes only. The computer generated image is for illustrative purposes only and it is from an imaginary viewpoint within an open space area. Its purpose is to give a feel for the development, not an accurate description of each property. The illustration shows a typical Taylor Wimpey home of this type, but there are, however, variances from site to site. External materials, finishes, landscaping and the position of garages (where provided) may vary throughout the development. Properties may also be built handed (mirror image). Images may include optional upgrades at an additional cost. Please ask for further details. Please speak to our Sales Executives regarding the tenure of our new homes. 59883 / December 2024.



Kimber House

1 & 2 BEDROOM APARTMENTS



PLOTS 2, 5 & 8

Kitchen/Living/Dining Area

5.24m x 4.94m 17'2" x 16'3"

Bedroom 1

3.39m x 3.01m 11'2" x 9'11"

Bedroom 2

3.90m x 2.64m 12'10" x 8'8"

Total Internal Area

753 sq. ft. / 69 sq. m.

[→ Discover more about this development](#)

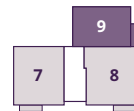
[→ View our current availability](#)

The floor plans depict a typical layout of this house type. For exact plot specification, details of external and internal finishes, dimensions and floor plan differences consult your Sales Executive. The sq ft/sq m stated is the net sales area described in the RICS Code of Measurement 6th Edition. It is the area of the building measured to the plaster finish of the perimeter walls at each floor level. The measurement includes internal walls, service boxings and voids over stairs. It excludes internal garages and areas with less than 1.5m headroom. All dimensions are + or - 50mm and floor plans are not shown to scale. The kitchen layout and furniture positions are for indicative purposes only. The computer generated image is for illustrative purposes only and it is from an imaginary viewpoint within an open space area. Its purpose is to give a feel for the development, not an accurate description of each property. The illustration shows a typical Taylor Wimpey home of this type, but there are, however, variances from site to site. External materials, finishes, landscaping and the position of garages (where provided) may vary throughout the development. Properties may also be built handed (mirror image). Images may include optional upgrades at an additional cost. Please ask for further details. Please speak to our Sales Executives regarding the tenure of our new homes. 59883 / December 2024.

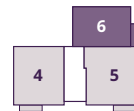


Kimber House

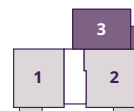
1 & 2 BEDROOM APARTMENTS



SECOND FLOOR



FIRST FLOOR



GROUND FLOOR

PLOTS 3, 6 & 9

Kitchen/Living/Dining Area

5.95m × 4.26m 19'5" × 14'0"

Bedroom 1

3.65m × 2.85m 12'0" × 9'4"

Total Internal Area

545 sq. ft. / 50 sq. m.

[→ Discover more about this development](#)

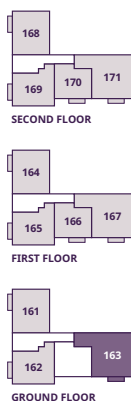
[→ View our current availability](#)

The floor plans depict a typical layout of this house type. For exact plot specification, details of external and internal finishes, dimensions and floor plan differences consult your Sales Executive. The sq ft/sq m stated is the net sales area described in the RICS Code of Measurement 6th Edition. It is the area of the building measured to the plaster finish of the perimeter walls at each floor level. The measurement includes internal walls, service boxings and voids over stairs. It excludes internal garages and areas with less than 1.5m headroom. All dimensions are + or - 50mm and floor plans are not shown to scale. The kitchen layout and furniture positions are for indicative purposes only. The computer generated image is for illustrative purposes only and it is from an imaginary viewpoint within an open space area. Its purpose is to give a feel for the development, not an accurate description of each property. The illustration shows a typical Taylor Wimpey home of this type, but there are, however, variances from site to site. External materials, finishes, landscaping and the position of garages (where provided) may vary throughout the development. Properties may also be built handed (mirror image). Images may include optional upgrades at an additional cost. Please ask for further details. Please speak to our Sales Executives regarding the tenure of our new homes. 59883 / December 2024.



Braywick House

1 & 2 BEDROOM APARTMENTS

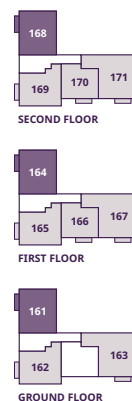


PLOT 163
Kitchen/Living/Dining Area
 5.59m × 4.40m 18'4" × 14'5"

Bedroom 1
 4.24m × 3.35m 13'11" × 11'0"

Bedroom 2
 4.40m × 2.75m 14'5" × 9'0"

Total Internal Area
 768 sq. ft. / 71 sq. m.



PLOTS 161, 164 & 168
Kitchen/Living/Dining Area
 6.14m × 4.18m 20'2" × 13'9"

Bedroom 1
 4.04m × 2.75m 13'3" × 9'0"

Bedroom 2
 3.50m × 2.49m 11'6" × 8'2"

Total Internal Area
 657 sq. ft. / 61 sq. m.

[→ Discover more about this development](#)

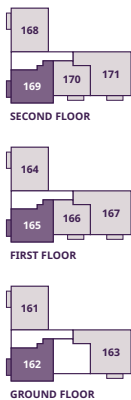
[→ View our current availability](#)

The floor plans depict a typical layout of this house type. For exact plot specification, details of external and internal finishes, dimensions and floor plan differences consult your Sales Executive. The sq ft/sq m stated is the net sales area described in the RICS Code of Measurement 6th Edition. It is the area of the building measured to the plaster finish of the perimeter walls at each floor level. The measurement includes internal walls, service boxings and voids over stairs. It excludes internal garages and areas with less than 1.5m headroom. All dimensions are + or - 50mm and floor plans are not shown to scale. The kitchen layout and furniture positions are for indicative purposes only. The computer generated image is for illustrative purposes only and it is from an imaginary viewpoint within an open space area. Its purpose is to give a feel for the development, not an accurate description of each property. The illustration shows a typical Taylor Wimpey home of this type, but there are, however, variances from site to site. External materials, finishes, landscaping and the position of garages (where provided) may vary throughout the development. Properties may also be built handed (mirror image). Images may include optional upgrades at an additional cost. Please ask for further details. Please speak to our Sales Executives regarding the tenure of our new homes. 59883 / December 2024.



Braywick House

1 & 2 BEDROOM APARTMENTS



PLOTS 162, 165 & 169 Kitchen/Living/Dining Area

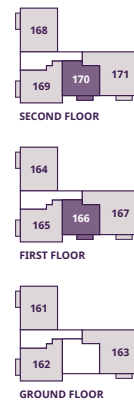
6.10m x 3.74m 20'0" x 12'3"

Bedroom 1

4.14m x 2.75m 13'7" x 9'0"

Total Internal Area

568 sq. ft. / 52 sq. m.



PLOTS 166 & 170 Kitchen/Living/Dining Area

5.96m x 4.93m 19'7" x 16'2"

Bedroom 1

4.39m x 2.90m 14'5" x 9'6"

Total Internal Area

553 sq. ft. / 50.2 sq. m.

[→ Discover more about this development](#)

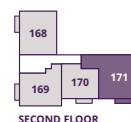
[→ View our current availability](#)

The floor plans depict a typical layout of this house type. For exact plot specification, details of external and internal finishes, dimensions and floor plan differences consult your Sales Executive. The sq ft/sq m stated is the net sales area described in the RICS Code of Measurement 6th Edition. It is the area of the building measured to the plaster finish of the perimeter walls at each floor level. The measurement includes internal walls, service boxings and voids over stairs. It excludes internal garages and areas with less than 1.5m headroom. All dimensions are + or - 50mm and floor plans are not shown to scale. The kitchen layout and furniture positions are for indicative purposes only. The computer generated image is for illustrative purposes only and it is from an imaginary viewpoint within an open space area. Its purpose is to give a feel for the development, not an accurate description of each property. The illustration shows a typical Taylor Wimpey home of this type, but there are, however, variances from site to site. External materials, finishes, landscaping and the position of garages (where provided) may vary throughout the development. Properties may also be built handed (mirror image). Images may include optional upgrades at an additional cost. Please ask for further details. Please speak to our Sales Executives regarding the tenure of our new homes. 59883 / December 2024.



Braywick House

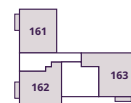
1 & 2 BEDROOM APARTMENTS



SECOND FLOOR



FIRST FLOOR



GROUND FLOOR

PLOTS 167 & 171

Kitchen/Living/Dining Area

5.59m × 4.40m 18'4" × 14'5"

Bedroom 1

3.46m × 3.35m 11'4" × 11'0"

Bedroom 2

4.40m × 2.75m 14'5" × 9'0"

Total Internal Area

799 sq. ft. / 74 sq. m.

[→ Discover more about this development](#)

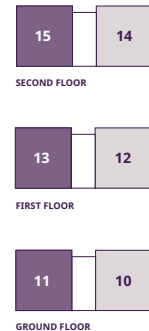
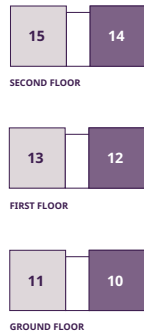
[→ View our current availability](#)

The floor plans depict a typical layout of this house type. For exact plot specification, details of external and internal finishes, dimensions and floor plan differences consult your Sales Executive. The sq ft/sq m stated is the net sales area described in the RICS Code of Measurement 6th Edition. It is the area of the building measured to the plaster finish of the perimeter walls at each floor level. The measurement includes internal walls, service boxings and voids over stairs. It excludes internal garages and areas with less than 1.5m headroom. All dimensions are + or - 50mm and floor plans are not shown to scale. The kitchen layout and furniture positions are for indicative purposes only. The computer generated image is for illustrative purposes only and it is from an imaginary viewpoint within an open space area. Its purpose is to give a feel for the development, not an accurate description of each property. The illustration shows a typical Taylor Wimpey home of this type, but there are, however, variances from site to site. External materials, finishes, landscaping and the position of garages (where provided) may vary throughout the development. Properties may also be built handed (mirror image). Images may include optional upgrades at an additional cost. Please ask for further details. Please speak to our Sales Executives regarding the tenure of our new homes. 59883 / December 2024.



Harvest House

2 BEDROOM APARTMENTS



PLOTS 10, 12 & 14 Kitchen/Living/Dining Area

5.92m × 4.57m 19'5" × 15'0"

Bedroom 1

3.32m × 3.05m 10'11" × 10'0"

Bedroom 2 max.

4.57m × 2.80m 15'0" × 9'2"

Total Internal Area

757 sq. ft. / 70.3 sq. m.

PLOTS 11, 13 & 15 Kitchen/Living/Dining Area

5.92m × 4.57m 19'5" × 15'0"

Bedroom 1

3.32m × 3.05m 10'11" × 10'0"

Bedroom 2 max.

4.57m × 2.80m 15'0" × 9'2"

Total Internal Area

757 sq. ft. / 70.3 sq. m.

[→ Discover more about this development](#)

[→ View our current availability](#)

The floor plans depict a typical layout of this house type. For exact plot specification, details of external and internal finishes, dimensions and floor plan differences consult your Sales Executive. The sq ft/sq m stated is the net sales area described in the RICS Code of Measurement 6th Edition. It is the area of the building measured to the plaster finish of the perimeter walls at each floor level. The measurement includes internal walls, service boxings and voids over stairs. It excludes internal garages and areas with less than 1.5m headroom. All dimensions are + or - 50mm and floor plans are not shown to scale. The kitchen layout and furniture positions are for indicative purposes only. The computer generated image is for illustrative purposes only and it is from an imaginary viewpoint within an open space area. Its purpose is to give a feel for the development, not an accurate description of each property. The illustration shows a typical Taylor Wimpey home of this type, but there are, however, variances from site to site. External materials, finishes, landscaping and the position of garages (where provided) may vary throughout the development. Properties may also be built handed (mirror image). Images may include optional upgrades at an additional cost. Please ask for further details. Please speak to our Sales Executives regarding the tenure of our new homes. 59883 / December 2024.

Ways to buy

Everyone knows buying a new home is an exciting time. But it can be a stressful one too, which is why our Sales Executives and customer relations managers are there to help every step of the way, from your initial enquiry right through to opening the front door of your new home for the first time.



First time buyer?

→ Here's how we can help

Existing home owner?

→ Here's how we can help



Please speak to your Sales Executive for further details.

Take your next step



Find your dream home on our website.



Book an appointment to view our show homes.



Take a virtual tour of our homes from the comfort of your sofa.



Have your questions answered by calling our Sales Executives on **01628 560 888**.



Find out how we can get you moving with our buying schemes.



Book an appointment



How to buy a home



HARVEST HILL Harvest Hill Road, Maidenhead, Berkshire, SL6 2QP

CONTACT US ON 01628 560 888

**Taylor
Wimpey**